

# Scope and sequence

## Welcome

<b>Vocabulary</b>	numbers 1-50, characters' names, colours	<b>CLIL:</b> Science (Baby animals) <b>Culture:</b> Life on a farm
<b>Structures</b>	I'm (Oscar). My name's (Oscar). His/Her name's ... How old are you? I'm (seven). My/His/Her favourite colour is yellow.	<b>Phonics:</b> b, h, r, u <b>Values:</b> Respect animals <b>Quest item:</b> egg

## 1 At school

<b>Vocabulary</b>	The classroom: door, window, pencil sharpener, eraser, ruler, pen, pencil, pencil case, table, chair, crayon, scissors, board, book, school bag Classroom commands: stand up, sit down, look, listen, count, open your book, close your book, wave goodbye CLIL (Musical instruments): drum, piano, violin, guitar	<b>CLIL:</b> Musical instruments <b>Culture:</b> My school <b>Phonics:</b> a, p, s, t <b>Values:</b> Work hard at school. <b>Quest item:</b> blanket
<b>Structures</b>	What's this/that? It's a/an (red/orange) (book). It isn't a (pencil).	What are these/those? They're (books). What colour are they? They're (red). They aren't (blue).

## 2 I'm excited!

<b>Vocabulary</b>	Adjectives (1): hungry, thirsty, tired, scared, excited Adjectives (2): happy, sad, cold, hot, ill, hurt, angry, bored CLIL (Science): long/short shadow	<b>CLIL:</b> Science (Light and shadow) <b>Culture:</b> Shadow puppets in different countries <b>Phonics:</b> d, i, m, n <b>Values:</b> Respect other cultures. <b>Help other people.</b> <b>Quest item:</b> torch
<b>Structures</b>	Are you (hungry)? Yes, I am. / No, I'm not.	Is he/she (angry)? Yes, he is. / No, he isn't. Are they (happy)? Yes, they are. / No, they aren't.

## 3 My family

<b>Vocabulary</b>	Family members: mum, dad, brother, sister, granddad, grandma, uncle, aunt, cousin, baby TIP: a cousin / an uncle Occupations: vet, pilot, doctor, teacher, dentist, police officer, journalist CLIL (Social Studies): Families (grandparents, parents, children), baby, young, old	<b>CLIL:</b> Social Studies (Family) <b>Culture:</b> Family and home <b>Phonics:</b> c, g, o <b>Values:</b> Spend time with your relatives. <b>Quest item:</b> book
<b>Structures</b>	This is my dad. These are my sisters. How old is your (brother/sister)? He/She is (eight). He/She isn't (nine). Have you got (a brother)? Yes, I have. / No, I haven't. I've got (two) cousins.	Who is (he/she)? Is he/she a (vet)? Yes, he/she is. / No, he/she isn't. He's/She's a (teacher).

## 4 Move your body

<b>Vocabulary</b>	Action verbs: nod your head, move your legs, wave your arms, stamp your feet, clap your hands, touch your (nose), stretch your (arms); head, legs, arms, hands, nose, toes, fingers, eyes, ears, nose, mouth, hair, teeth Action verbs and athletes: swim, run, jump, skip, hop, football player, basketball player, athlete CLIL (P.E.): Exercises: pull, push, kick, skip, jump, move, kick, hop.	<b>CLIL:</b> P.E. (Exercises) <b>Culture:</b> Faces in art <b>Phonics:</b> ck, e, k <b>Values:</b> Exercise regularly. <b>Quest item:</b> milk
<b>Structures</b>	I can/can't (wave my arms). He/She can/can't (wave his/her arms). We can clap our hands. They can touch their heads. Possessive adjectives: my/your/his/her/our/their	Can you (move your legs)? Yes, I can. / No, I can't. Imperatives: Stamp your feet! Clap your hands!

## 5 Animals

<b>Vocabulary</b>	Animals: cat, rabbit, mouse, tortoise, parrot, cow, turkey, duck, goat, sheep, horse, hen; tail, wings CLIL (Science): Baby animals (cat, dog, bird, chick, kitten, puppy, egg, goose)	<b>CLIL:</b> Science (Baby animals) <b>Culture:</b> Life on a farm <b>Phonics:</b> b, h, r, u <b>Values:</b> Respect animals <b>Quest item:</b> bed
<b>Structures</b>	It's got (two legs). It's (black and white). They've got (four legs). They're (brown). Has it got (four legs)? Yes, it has. / No, it hasn't.	It isn't (big). It's (small). Is it (big)? Yes, it is. / No, it isn't. Are they (big)? Yes, they are. / No, they aren't.

## 6 My house

<b>Vocabulary</b>	My house: house, flat, living room, kitchen, bedroom, bathroom, garden At home: bed, cooker, fridge, TV, sofa, lamp, bath, sink CLIL (Social Studies): Public places (shop, library, playground, café, zoo, park)	<b>CLIL:</b> Social Studies (Public places) <b>Culture:</b> Different homes <b>Phonics:</b> f, ff, l, ll <b>Values:</b> Be tidy. <b>Quest item:</b> soap
<b>Structures</b>	Do you live in a (flat)? Yes, I do. / No, I don't. Where do you live? I live in (Cairo). I live in a (flat).	Where's (Rita)? She's in the (kitchen). Where are ... They're in the ... In the (kitchen) there is/are ... Prepositions: under, on, in, next to, behind

## 7 Food

<b>Vocabulary</b>	Food (1): fruit, cheese, bread, meat, salad, milk, juice, chicken, lemonade, yoghurt Food (2): sandwich, water, chocolate, honey, vegetables, ice cream, cake CLIL (Social Studies): Food: burger, chips, carrots. It's (good/bad) for me.	<b>CLIL:</b> Social Studies (Food) <b>Culture:</b> Packed lunches <b>Phonics:</b> j, ss, v, w <b>Values:</b> Eat healthy food. <b>Quest item:</b> mouse
<b>Structures</b>	I like/don't like (salad). Do you like meat? Yes, I do. / No, I don't.	He/She likes/doesn't like cheese. Does he/she like honey? Yes, he/she does. / No, he/she doesn't.

## 8 Let's play!

<b>Vocabulary</b>	At the park: climbing a tree, eating a sandwich, playing on the swing, playing on the slide, feeding the ducks, bird, tree, flower Actions: walk, swing, play on the roundabout, fly, look at the birds, catch a ball, win a match, throw a ball CLIL (Science): How plants grow: watering the seed, planting the seed, putting it in sunshine, the plant is growing.	<b>CLIL:</b> Science (How plants grow) <b>Culture:</b> World sports <b>Phonics:</b> qu, x, y, z, zz <b>Values:</b> Spend time outdoors. <b>Quest item:</b> photo
<b>Structures</b>	What are you doing? I'm jumping. I'm not (walking). What's he/she doing? He/She is/isn't swinging.	

## Goodbye

<b>Vocabulary</b>	Quest items: egg, blanket, book, photo, soap, mouse, bed, milk, torch
<b>Structures</b>	Revision

## Festivals

<b>Vocabulary</b>	Christmas: reindeer, Santa, present, sleigh, star, sack, stocking, card, Christmas tree Easter: chick, egg, Easter Bunny
-------------------	---

# Welcome

## GRAMMAR

1 Listen and sing.

Hello, I'm Oscar.

Hello, I'm Millie.

**Look!**

Hello. I'm Oscar.  
My name's Oscar.

I'm = I am name's = name is

2 Listen and play. Then listen and chant.

My name's Oscar. Hello, Oscar! Hello, hello, hello!	My name's Millie. Hello, Millie! Hello, hello, hello!	My name's Rita. Hello, Rita! Hello, hello, hello!	My name's Zak. Hello, Zak! Hello, hello, hello!
---	---	---	---

Lesson 1 Grammar (Greetings, I'm/My name's ...)

## VOCABULARY

LOOK!  
How old are you? I'm six.

Hello, I'm Rita.

Hello, I'm Zak.

3 Listen and point. Then listen and repeat.

1	2	3	4	5	6	7	8	9	10
one	two	three	four	five	six	seven	eight	nine	ten

**Quest!**

Come with us, come on a quest,  
come on a quest today.  
Come with us, come on a quest,  
look for an egg today.  
An egg, an egg,  
look for an egg today!

4 Listen and read. Ask and answer.

How old are you? I'm seven.

Lesson 2 Vocabulary (Numbers 1-10)

# VOCABULARY

5 Listen and repeat.

<b>11</b> eleven	<b>12</b> twelve	<b>13</b> thirteen	<b>14</b> fourteen	<b>15</b> fifteen	<b>16</b> sixteen
<b>17</b> seventeen	<b>18</b> eighteen	<b>19</b> nineteen	<b>20</b> twenty	<b>21</b> twenty-one	<b>22</b> twenty-two
<b>23</b> twenty-three	<b>24</b> twenty-four	<b>25</b> twenty-five	<b>26</b> twenty-six	<b>27</b> twenty-seven	
<b>28</b> twenty-eight	<b>29</b> twenty-nine	<b>30</b> thirty	<b>40</b> forty	<b>50</b> fifty	

6 Listen and write. Then sing.

One, two, three, four, \_\_\_\_\_ . Clap, clap, clap!  
 Six, seven, eight, nine, \_\_\_\_\_ . Clap, clap, clap!  
 Eleven, twelve, thirteen, fourteen, \_\_\_\_\_ . Clap, clap, clap!  
 Sixteen, seventeen, eighteen, nineteen, \_\_\_\_\_ . Clap, clap, clap!  
 Twenty-one, twenty-two, twenty-three, twenty-four, \_\_\_\_\_ . Clap, clap, clap!  
 Twenty-six, twenty-seven, twenty-eight, twenty-nine, \_\_\_\_\_ . Clap, clap, clap!  
 Forty, Clap, clap, clap!  
 \_\_\_\_\_ . Clap, clap, clap!

# LOOK!

His name's Oscar.	His favourite colour is red.
Her name's Rita.	Her favourite colour is yellow.
What's your favourite colour?	My favourite colour is blue.

# GRAMMAR

7 Listen and point. Then listen and repeat.

# VOCABULARY

				
red	green	yellow	blue	orange
				
brown	black	white	pink	purple

8 Listen and tick (✓).

1 			2 		
3 			4 		

9 Look and say.

His name's Oscar. His favourite colour is red.  
 What's your favourite colour?  
 Number!!  
 My favourite colour is blue.

10 Listen to the story. Then act out.

STORY



PROGRESS CHECK

11 Look and write.

seven three four one five nine two eight six ten

1      2      3      4      5  
 \_\_\_\_\_  
 6      7      8      9      10  
 \_\_\_\_\_

12 Look and write.


30 20 50 10

1 fifty \_\_\_\_\_      2 twenty \_\_\_\_\_  
 3 ten \_\_\_\_\_      4 thirty \_\_\_\_\_

13 Look and write.



How \_\_\_\_\_ are you? \_\_\_\_\_

14 Look and match.



blue    red    black    yellow    brown    pink

15 Look and write. Match.

1 \_\_\_\_\_ name's Rita.  \_\_\_\_\_ favourite colour is yellow.  
 2 \_\_\_\_\_ name's Oscar.  \_\_\_\_\_ favourite colour is red.

# 1 At school

## VOCABULARY

1 Listen and point.

door

desk

eraser

board

chair

school bag

pen

ruler

scissors

2 Listen and repeat.

3 Listen and play. Then listen and chant.

A yellow pencil and a blue pen.  
 A brown table and an orange chair.  
 A green ruler and a white eraser.  
 A purple book. Look, look, look!

## GRAMMAR

LOOK!

What's this?

It's a red pencil.

What's that?

It isn't a book.

window

pencil case

book

table

pencil

crayon

pencil sharpener

4 Listen and number. Then say.

a b c d

1

What's this?


It's a yellow pen.  
 It isn't an orange pen.




Look for a blanket today.  
 An egg and a blanket!  
 Look for a blanket today!

## VOCABULARY

5 Listen and repeat.




6 Listen and chant. Then do the actions.



## GRAMMAR


1

7 Listen and number. Then ask and answer.




LOOK!

What are these?	They're books.
What are those?	They're red.
What colour are they?	They aren't blue.



8 Draw and colour. Then ask and answer.



What are these?  
They're tables.  
They aren't chairs.

9 Listen to the story. Then act out.

### STORY



**VALUES**  
Work hard at school.

**HOME-SCHOOL LINK**  
Show your homework to your family.

10 Read and match.

### WRITING

1

#### Shopping list

- pen
- pencil
- erasers
- pencil sharpener
- pencil case
- scissors
- ruler
- crayons



11 What's in the basket? Choose and write.

- scissors eraser ruler pen
- pencil case pencil book bag



eraser

# PHONICS

12 Listen.

1 a            2 p            3 s            4 t


13 Listen, point and say.

14 Listen and blend the sounds.

1 a - t            at            2 p - a - t            pat  
3 s - a - t            sat            4 t - a - p            tap

15 Underline a, p and t. Read the words aloud.

1 pat            2 tap



16 Say. Join the words that rhyme.

pat            map            mat  
tap            sat            clap


# CLIL MUSIC

1

17 Listen and point. Then say.



18 Listen and number. Then play and say.






## My school

## CULTURE

19 Read and answer.



This is my playground. What colours can you see?



Hello. My name's Alex. Come and see my school.

This is my classroom. There are tables, chairs, books, pens and pencils. How many tables can you see? How many chairs can you see?



This is my teacher. Her name's Miss Ellis. Hello, Miss Ellis!



This is a Science lesson. How many pupils can you see?



My favourite lesson is Music. What instruments can you see?

20 Look at your classroom. Ask and answer.

What can you see in your classroom?

What's your teacher's name?


What's your favourite lesson?

**MINI-PROJECT**  
Draw a picture of your classroom and write.

## PROGRESS CHECK 1

### Vocabulary

21 Look and match.



- a chair
- b window
- c scissors
- d board

22 Listen and do. Write the numbers.



open your book



stand up



wave goodbye



sit down

### Grammar

23 Circle, choose and write.

It's They're

- 1 What's **this / that**? \_\_\_\_\_ an orange school bag.
- 2 What are **these / those**? \_\_\_\_\_ green pens.
- 3 What's **this / that**? \_\_\_\_\_ a blue guitar.
- 4 What are **these / those**? \_\_\_\_\_ yellow drums.

### Phonics

24 Complete the words.

a p

1 t \_ p

2 \_ at

3 m \_ p

# 2 I'm excited!

## VOCABULARY

1 Listen and point.



thirsty

scared

hungry

2 Listen and repeat.

3 Listen and play. Then listen and chant.

Are you hungry, hungry, hungry? Are you tired, tired, tired?  
 Are you hungry? No, I'm not! Are you tired? No, I'm not!  
 Are you thirsty, thirsty, thirsty? Are you scared, scared, scared?  
 Are you thirsty? No, I'm not! Are you scared? No, I'm not!  
 Are you excited, excited, excited? Are you excited, excited, excited?  
 Are you excited? Yes, I am!



## GRAMMAR

LOOK!

Are you hungry? Yes, I am.  
No, I'm not.



tired

excited

Look for a torch today.  
An egg, a blanket and a torch!  
Look for a torch today!

4 Listen and number. Then ask and answer.



Are you excited?

Yes, I am.

You're Rita!

Yes!

5 Listen and repeat.

**VOCABULARY**

a happy    b sad    c cold    d hot

e ill    f hurt    g angry    h bored

6 Listen and circle. Then sing and act out.

**SONG**

5, 4, 3, 2, 1  
I'm happy and **excited** / bored.  
Let's have fun!

Say hello.  
Wave goodbye.  
Look and listen!  
Let's have fun!

5, 4, 3, 2, 1  
I'm **hurt** / **happy** and excited.  
Let's have fun!

Say hello.  
Wave goodbye.  
Look and listen!  
Let's have fun!

5, 4, 3, 2, 1  
Now, I'm tired. I'm tired / **cold**.  
Good night!

7 Listen and circle. Then ask and answer.

**GRAMMAR 2**

1 bored / excited

**LOOK!**

Is he/she sad?	Yes, he/she is. No, he/she isn't.
Are they happy?	Yes, they are. No, they aren't.

2 hot / cold

3 happy / sad


8 Play a guessing game. Ask and answer.

1    2    3    4    5    6

- Are they thirsty?
- Are they cold?
- Number 6!
- No, they aren't.
- Yes, they are.

9 Listen and read.

READING



10 Read again and circle.

- 1 Is Paulo from China? Yes / No    2 Is Ali from Egypt? Yes / No  
 3 Are they thirsty? Yes / No    4 Are they hungry? Yes / No

VALUES

Respect other cultures.  
 Help other people.

HOME-SCHOOL LINK

Take care of younger and older friends and family.

11 Look and read.

WRITING

A	Australia	Mexico	M
B	Brazil		N
C	China		O
D			P
E	Egypt		Q
F			R
G			S
H			T
I			U
J	Japan		V
K			W
L			X
			Y
			Z

LOOK!

Countries and nationalities need capital letters:  
 Australia  
 He's Australian.

LOOK!

We can put words in alphabetical order. This means looking at the first letter and seeing where it comes in the alphabet.  
 apple  
 book  
 cat

12 Write the missing capital letters.

C hina                      \_gypt                      \_exico  
 \_razil                      \_ustralia                      \_apan

13 Now write the words from Activity 12 in alphabetical order.

Australia	

# PHONICS

14 Listen.

1 d      2 i      3 m      4 n

15 Listen, point and say.

16 Listen and blend the sounds.

1 d-i-p dip	2 d-a-d dad
3 i-t it	4 s-i-t sit
5 m-a-n man	6 a-m am
7 n-a-p nap	8 p-a-n pan

17 Underline *d*, *i*, *m* and *n*. Read the words aloud.

1 dip      2 man      3 pan      4 sit




18 Read the words and circle the odd-one-out.

1 can	pan	nap	man
2 dip	man	ill	sit
3 dad	nap	am	dip

# CLIL 2 SCIENCE


19 Listen and number.



a long shadow

b short shadow

20 Match and say.



What's this?  
Is it a book?  
No, it isn't.  
It's cheese!

## Shadow puppets

## CULTURE

21 Read and match.

a This shadow puppet is from Indonesia. She's a dancer!

b This puppet is a house. How many windows can you see?


c These puppets are pets! There is a cat and a dog.

d This shadow puppet is from China. It's a dragon!



MINI-PROJECT  
Have a shadow puppet show!

22 Look and number. Then make a shadow puppet.



## PROGRESS CHECK 2

### Vocabulary

23 Listen and write.

bored happy scared thirsty



1 I'm



2 He's



3 She's



4 They're

### Grammar

24 Match the questions and answers.

- 1 Are you happy?
- 2 Is he cold?
- 3 Are they bored?
- 4 Is she sad?

- a No, he isn't.
- b Yes, I am.
- c Yes, she is.
- d No, they aren't.

### Phonics

25 Order the letters to make words.



1 p d i



2 a n m



3 n p a



4 t i s